



PATROL
PICKUP



BEST IN CLASS TO HANDLE ANYTHING



 <p><small>3.0 LITRE DIESEL ENGINE</small> 371 Nm BEST IN CLASS TORQUE <small>4.8 LITRE GASOLINE ENGINE</small> 420 Nm BEST IN CLASS TORQUE</p>	 <p><small>3.0 LITRE DIESEL ENGINE</small> *10.9l /100km COMBINED CYCLE BEST IN CLASS FUEL EFFICIENCY</p>	 <p>1098kg BEST IN CLASS PAYLOAD</p>	 <p>3 PAX BETTER CABIN COMFORT</p>	 <p>6.1M BEST IN CLASS TURNING RADIUS</p>	 <p>27° BEST IN CLASS RAMP OVER</p>	 <p>30° BEST IN CLASS DEPARTURE</p>	 <p>41° BEST IN CLASS INCLINE</p>
---	---	---	--	---	---	---	---



OFF-ROAD CAPABILITY

OWN THE ROAD LESS TRAVELLED

Rugged. Tough. Powerful. When it comes to durability and performance, the NISSAN PATROL PICKUP is a legend that just keeps getting better. Built for harsh and unforgiving terrain, with wider rear track and new diesel and gasoline engines, its off-road capabilities have only improved.

SUPERIOR OFF-ROAD CAPABILITIES

With a rear track increased to 1625mm for even more stability, and impressive approach (35°), departure (30°) and ramp over (27°) angles, the PATROL PICKUP will take you over all kinds of rough, demanding terrain and across the steepest slopes in confidence. It also has a 700mm wading depth, long wheel stroke and ample ground clearance for serious off-roading.

STRONG AND DURABLE

A vehicle designed to conquer countryside that no other 4x4 would dare venture into has to be strong through and through. The all-steel body is built on a ladder frame chassis designed with rungs for rigidity and strength.

CAPABLE AND PRACTICAL

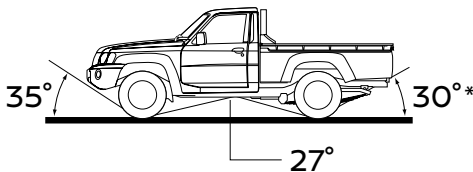
Its imposing all terrain suspension, incorporating a heavy-duty coil spring suspension with 3-links in front and leaf springs at the rear for superior stability and ride comfort, make the PATROL PICKUP just as comfortable and confident on the tarmac. Given a load capacity of 1098kg and tight turning circle of 6.1m, this is the vehicle of choice for getting the job done.

DIFFERENTIAL LOCK

The rear differential lock allows you to pull out of mud or loose sand easily by distributing torque evenly to the rear wheels.

FREE RUNNING HUBS

The front hubs can be released so that the wheels turn free from the axle, improving fuel economy and reducing noise.



* with rear bumper: 22°

CLASS-LEADING ENGINE PERFORMANCE

PURE PATROL POWER



POWER

185kW

4800rpm

TORQUE

420Nm

3600rpm

TB48DE DOHC GASOLINE ENGINE

The 4.8 Litre 24-valve gasoline engine delivers top class power and acceleration, while still boasting low fuel consumption, in all the best of Nissan's reliable engine technology.

POWER

110kW

3600rpm

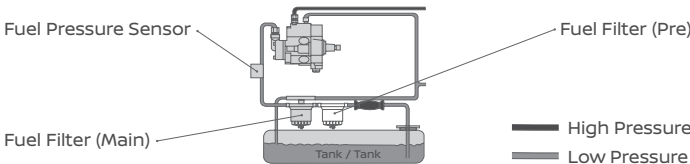
TORQUE

371Nm

1800-2400rpm

ZD30 COMMON RAIL DIESEL ENGINE

With 110 kW and 371 Nm of torque available from just 1 800 rpm, this unbelievably fuel efficient engine delivers superior acceleration and pulling power.



NISSAN'S COMMITMENT TO THE ENVIRONMENT

Nissan's environmental philosophy embraces people, vehicles and nature. In the pursuit of a sustainable mobile society, the Nissan Green Program aims to reduce the environmental impact of Nissan vehicles at every stage of the vehicle life cycle, while corporate activities address environmental challenges.



MORE

POWER

MORE

TORQUE

MORE

EFFICIENT



IN IT FOR THE LONG HAUL

When you're in the middle of nowhere, the NISSAN PATROL PICKUP's massive fuel capacity becomes more than a convenience, it becomes a necessity. With a standard 95 Litre main tank and an 80 Litre sub tank, you'll need to stop long before your PATROL PICKUP does.

TRANSMISSION

A 5-speed manual transmission with double cone synchromesh on the 1st, 2nd and 3rd gears and a chain driven transfer case, ensures the NISSAN PATROL PICKUP is always ready for work.



SAFETY AND TECHNOLOGY


THE VEHICLE THAT PROTECTS PEOPLE

Using detailed analysis of actual accidents, Nissan engineers pursue innovation in “Real World Safety” as part of a Safety Shield concept. “Information Safety” helps the driver to better anticipate potentially hazardous situations and make accurate decisions to avert them. “Control Safety” allows the driver to avoid emergency situations by enhancing vehicle control. “Impact Safety” reduces the risk of injury from the initial impact and the risk of secondary or aggravated injury in the event of an accident.



THE VEHICLE THAT PROTECTS PEOPLE

In the area of safety technology, Nissan pursues innovation as part of its “Safety Shield” concept, an advanced, proactive approach to safety issues based on the idea that cars should help protect people. This approach provides various measures to help the driver and passengers better avoid dangers in ways that are optimized to each of a wide range of circumstances that the vehicle may be in, from “risk has not yet appeared” to “post-crash.”



HALOGEN HEADLIGHTS

Highly effective halogen headlights provide ample illumination in all low-light situations.

FRONT FOG LAMPS

Front fog lamps enhance visibility at night and in poor weather.



VARIABLE INTERMITTENT WIPERS

Enhance visibility.



WIDER STANCE FOR STABILITY

Even more stability is added with the widened rear track when crossing uneven terrain.

VENTILATED FRONT DISKS

Apart from the framework each NISSAN PATROL PICKUP is fitted with large diameter ventilated brake discs. This allows heat to be dissipated rapidly to improve braking action, diminish brake fade and enhance the life of your brakes.



SUPPLEMENTAL RESTRAINT SYSTEM

Airbags help to reduce the risk of injury resulting from frontal impact. A driver airbag is standard on all models, and dual (driver and passenger) airbags are available on SGL grade models.

BODY AND CRUMPLE ZONE

A tough vehicle operating in harsh environments must also be a safe vehicle. The superior design and engineering that gives the PATROL PICKUP its incredible strength, also protects its occupants. Extended and reinforced front crumple zones and a collapsible steering column ensure frontal protection, whilst steel anti-intrusion bars in the doors protect against side impact.



SPACE AND COMFORT

TOUGHING IT SHOULDN'T MEAN ROUGHING IT

The NISSAN PATROL PICKUP's wide body gives you exceptional head, shoulder and legroom. The tilt adjustable steering column with power steering, plus heaps of practical and versatile storage compartments result in superior cabin comfort and convenience.



AUDIO SYSTEM

Comes standard with 2-DIN audio system with AM/FM radio, CD player, MP3 player with AUX input and 40W speakers.



CLIMATE CONTROL

The PATROL PICKUP is equipped with air conditioning and heating systems for a cool and comfortable drive.



KEYLESS ENTRY (ON SGL GRADE MODELS)

A remote-controlled entry system gives you a more convenient way to lock and unlock the vehicle.



ASCD (ON SGL GRADE DIESEL MODELS)

Auto Speed Control Device, or cruise control, helps make driving less tiring on long trips.

BODY COLOURS

With a choice of engines and transmission modes, a range of colours and a wide variety of approved Nissan Genuine Accessories to stretch the potential of your PATROL PICKUP even further, get ready to make the most of each and every opportunity for adventure.

[M] Metallic
[3P] 3-coat Pearl
[RPM] Reflection Pearl Metallic



Light Gold [RPM]/EY0



Silver [M]/KY0




Black/KH3



White/QM1

UPHOLSTERY



PVC (S)



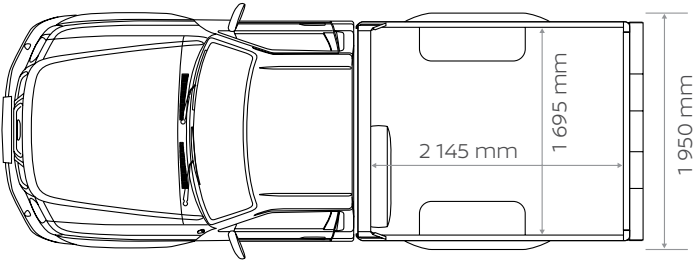
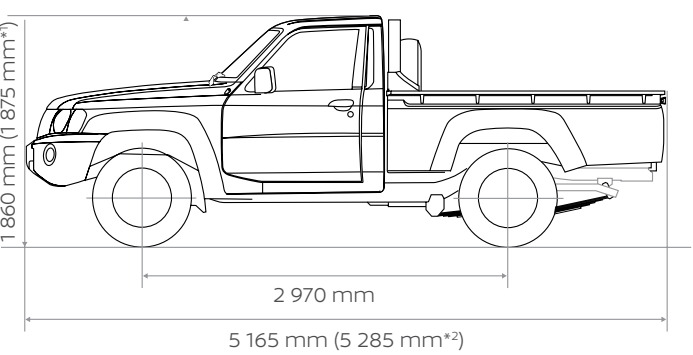
Woven fabric (S)



Moquette (SGL)

NISSAN'S COMMITMENT TO QUALITY
To provide all customers with a consistently high level of quality, Nissan applies the same standards worldwide, ensuring that all Nissan owners enjoy peace of mind for the lives of their vehicles. The approach is based on quality from the customer's perspective on three key elements: First, the expectation of a smooth driving experience with complete peace of mind. Second, the intangible appeal of a vehicle, its power to captivate and excite, with features that capture attention and imagination. Third, the level of attentiveness and service during the sales process, and long after the sale is concluded.

DIMENSIONS



*1 WITH 750R16C-8PR 112/110R TYRES
*2 WITH REAR STEP BUMPER

PEACE OF MIND

OUR PROMISE TO YOU

At Nissan we keep our promises and take care of our family. Servicing and repairing your Nissan at an authorised Nissan dealership is the way to go. Our Nissan technicians are highly trained specialists that know your Nissan better than anyone. They will use Genuine Nissan Parts, Genuine Nissan Accessories to ensure quality, reliability and to keep your vehicle performing to optimum standards. Nissan aims to keep you and your vehicle on the road with total peace of mind – for as long as possible. **THIS IS A NISSAN AFTERSALES PROMISE.**



OUR PROMISE. YOUR EXPERIENCE

DIMENSIONS, WEIGHT, CAPACITY AND PERFORMANCE

MODEL			PICKUP	
Grade			STD	SGL
Overall length		mm	5165 (5285 *1)	
Overall width		mm	1950	
Overall height		mm	1860 (1875*2)	
Wheelbase		mm	2970	
Track	front / rear	mm	1605 / 1625 (1595 / 1615 *2)	
Min. ground clearance		mm	205 (220*2)	
Loadbed	length	mm	2145	
	width	mm	1695	
	height	mm	400	
Gross vehicle weight		kg	3400	
Curb weight	TB48DE	kg	2244	2274
	ZD30 common rail	kg	2308	2338
Seating capacity		persons	3	2
Min. turning radius (curb to curb)		m	6.1	
Fuel tank capacity (+ sub-fuel tank: opt.)		l (VDA)	90 (95+80)	
Tyres and wheels	tyres	265/70R16 LT (750R16C-8PR 112/110R - opt.)		
	wheels	16 x 8JJ (5.50F-16 - opt.)		
Approach angle		35°		
Departure angle		30° (22° *1)		

*1 with rear step bumper, *2 with 750R16C-8PR 112/110R tyres

MECHANICAL FEATURES

	Code		TB48DE	ZD30 common rail
Engine	Type		Gasoline. 6-cyl. in-line,DOHC	Diesel. 4-cyl. in-line
	Displacement	cc	4759	2953
	Bore x stroke	mm	99.5 x 102	96 x 102
	Max. power	kW (HP)/ rpm	185 (251.5)/4800	110 (150)/3600
	Max. torque	Nm (kg-m) / rpm	420 (42.8)/3600	371 (37.9)/1800-2400
	Compression ratio		9.0 to 1	16.9 to 1
Fuel system			ECCS, electronic fuel injection control	Direct injection + common rail
Transmission	Type		5-speed manual	5-speed manual
	Gear ratios	1st	4.085	4.556
		2nd	2.353	2.625
		3rd	1.426	1.591
		4th	1.000	1.000
		5th	0.881	0.837
	reverse	3.806	4.246	
Transfer gear ratio			2.020	
Final gear ratio (hypoid final gear)			4.375	4.111
Steering			Power steering	
Suspension		front	3-link coil spring	
		rear	Leaf spring	
Brakes		system	Hydraulic circuit with tandem master cylinder, power-assisted	
		front	Ventilated discs	
		rear	Drums	
		parking	Center-lever type	

Every effort has been made to ensure that the content of this brochure is correct at the time of going to print (January 2017). This brochure has been produced featuring prototype or accessorized vehicles exhibited at motor shows and, in accordance with the company's policy of continuously improving its products, Nissan reserves the right to change the specification and the vehicles described and shown in this brochure at any time. Nissan dealers will be informed of any such modifications as quickly as possible. Please check with your local Nissan dealer to receive the most up-to-date information. Due to the limitations of the printing processes used, the colours shown in this brochure may differ slightly from the actual colours of the paint and interior trim materials used. All rights reserved. Reproduction in whole or part of this brochure without the written permission from Nissan is forbidden.





Nissan Intelligent Mobility moves you one step ahead. In cars that feel like an extension of you, helping you see more and sense more, reacting with you, and sometimes even for you. Nissan Intelligent Mobility is about a better future – moving us to a world that's safer, more sustainable, and exciting.

NISSAN
PATROL
PICKUP

NSC STAMP

WWW.NISSANAFRICA.COM | UY61201701RHDE